




**2462W**

# **MAX SYSTEM**


*DEBURR AND WASH SYSTEM*

# SYSTEM FEATURES


- 5-AXIS SYNCHRONIZED MOTION. UP TO 7-AXIS CAPABLE
- COMPUTER-CONTROLLED WORKING PRESSURE IS INDIVIDUALLY DEFINABLE FOR EACH WORK STOP
- PROPRIETARY CONVERSATIONAL PROGRAMMING
- COMPLETELY ENCLOSED DRIP-FREE DESIGN
- EXTRA LARGE OPERATOR AND MAINTENANCE ACCESS DOORS
- 7-GAUGE MIL-SPEC PLATE CONSTRUCTION
- ¼" THICK 2-PLY LAMINATED SAFETY GLASS
- POWDER-COATED FRAME AND ACCESSORIES
- INTEGRATED BAG-STYLE FILTRATION SYSTEM
- HIGH-INTENSITY MACHINE LIGHTING



**No Finish**



**Our Finish**



**A Competitor's Finish**



# SYSTEM SPECS

ONE TOWER

COLOR OPERATOR SCREEN

WET AND DRY OPTIONS

WATER CAPACITY 100 GALLONS

MAX PART WEIGHT 150 POUNDS

AIR REQUIREMENTS 90 PSI @ 100 CFM

POWER REQUIREMENTS (VOLTS/AMPS) 460 / 40 OR 230 / 80

FLOOR SPACE (W X D X H) 56 INCHES X 58 INCHES X 130 INCHES

MAX WORK AREA (W X D X H) 24 INCHES X 18 INCHES X 24 INCHES